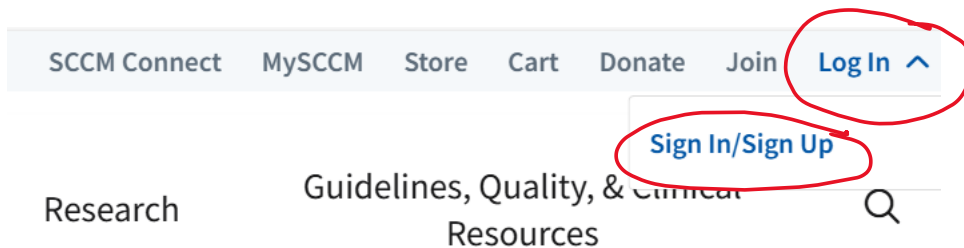


How to Become a Chapter Member

Step 1: Visit the SCCM website ↓


[Society of Critical Care Medicine | SCCM](https://www.sccm.org)

Step 2: Locate the Log In tab at the top-right corner of the page. Click the **Log In** dropdown, then select **Sign In / Sign Up**.

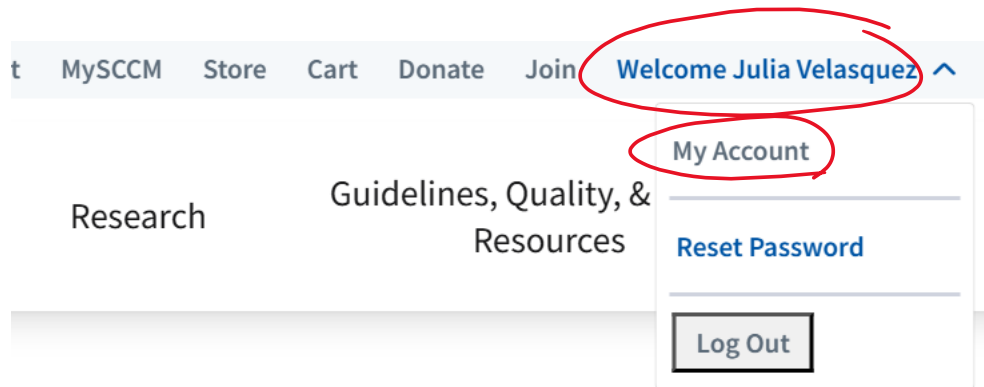


Step 3: If you already have an account, sign in. **If you do NOT have an account, scroll down and click “Don’t have an account? “Sign up now”.**

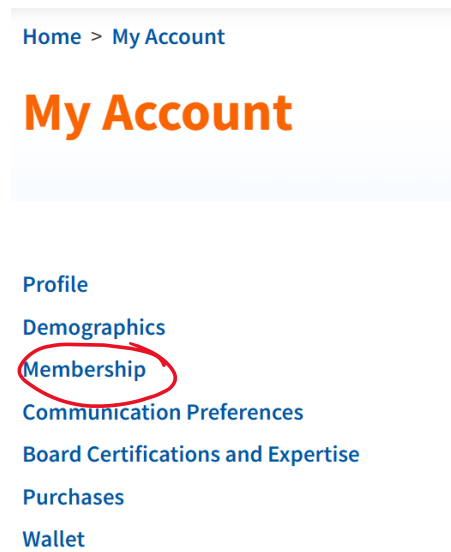
Please note: Creating an SCCM account does not mean you are signing up for an SCCM membership.



Step 4: Once logged in, locate the **Welcome (Your Name)** tab in the top-right corner of the page. Click the dropdown menu, then select **My Account**.



Step 5: Once in **My Account**, locate the menu on the left side of the page and select **Membership**.



Step 6: Once in **Membership**, click the **Join Chapter(s) Only** tab. From there, you can choose and join the chapter of your choice.

